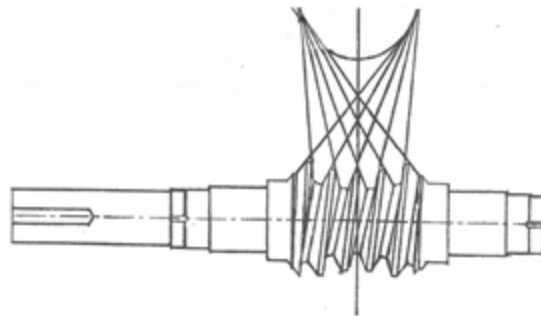




UIG Insider

October 2020













RBY Gearing **Custom & Hard to Find Gearing Solutions**

This month's featured supplier is RBY Industries. In business since 1987 RBY Industries manufactures custom gears, pinions, racks, double enveloping worm gears and special pressure angles for heavy industry. Regional technical sales/engineering for Delavan spray nozzles and master distributor, engineering support for Nord-Lock bolt securing system.

When considering replacing your double enveloping (Cone-Style) worms and worm gears, we have a lot to offer:

- Cutting double enveloping worms and worm gears from 5-38" center distance, up to 12 starts.
 - Evaluation of existing design.
 - New designs.
 - Converting straight worm units to double enveloping design (increase 150% in mechanical H.P. ratings.)
 - Understanding of the difference between highspeed sets and sets for screw downs (different contact pattern to limit bending loads and separation force).
-

<p>SPLINES Straight sided or helical. Internal or external</p> 	<p>SPROCKETS All standard and special sprockets. Single and multiple chains</p> 	<p>RING & SPLIT RING</p> 																																																																												
<p>WORM & WORM WHEELS Through or case-hardened centre distance 1" to 45" Multiple starts</p> 	<p>DOUBLE ENVELOPING WORM GEARING Multiple starts on drive threads. Specializing in 5° - 40° centres.</p> 	<p>SPUR/HELICAL For any application. AGMA quality standards 6 to 12</p> 																																																																												
<p>CASE HARDENED Pinions and wheels</p> 	<p>INTERNAL Large sizes. Up to 35" gear face.</p> 	<p>RACK Straight or curved</p> 																																																																												
<p>DOUBLE HELICAL</p> 	<table border="1"> <thead> <tr> <th>Type of Gear</th> <th>OD max</th> <th>Face</th> <th>DP</th> <th>CP</th> </tr> </thead> <tbody> <tr> <td>Spur</td> <td>240"</td> <td>35"</td> <td>.25</td> <td>12</td> </tr> <tr> <td>Helical</td> <td>240"</td> <td>32"</td> <td>.5</td> <td>6</td> </tr> <tr> <td>Double Helical</td> <td>240"</td> <td>66"</td> <td>.5</td> <td>6</td> </tr> <tr> <td>Herringbone</td> <td>62"</td> <td>18"</td> <td>1.5</td> <td>2</td> </tr> <tr> <td>Internal Spur</td> <td>240"</td> <td>32"</td> <td>.75</td> <td>4</td> </tr> <tr> <td>Internal Helical</td> <td>20"</td> <td>5"</td> <td>3</td> <td>1</td> </tr> <tr> <td>Worms</td> <td>16"</td> <td>-</td> <td>.75</td> <td>4</td> </tr> <tr> <td>Worm Wheels</td> <td>90"</td> <td>-</td> <td>.75</td> <td>4</td> </tr> <tr> <td>Globoid Worm</td> <td>16"</td> <td>-</td> <td>-</td> <td>4</td> </tr> <tr> <td>Globoid Worm Wheels</td> <td>90"</td> <td>-</td> <td>-</td> <td>4</td> </tr> <tr> <td>Splines External</td> <td>-</td> <td>68"</td> <td>2</td> <td>1.5</td> </tr> <tr> <td>Splines Internal</td> <td>-</td> <td>35"</td> <td>2</td> <td>1.5</td> </tr> <tr> <td>Sprockets</td> <td>240"</td> <td>-</td> <td>-</td> <td>6</td> </tr> <tr> <td>Case Hardened & Ground Gears</td> <td>72"</td> <td>12.5"</td> <td>1</td> <td>3</td> </tr> </tbody> </table>			Type of Gear	OD max	Face	DP	CP	Spur	240"	35"	.25	12	Helical	240"	32"	.5	6	Double Helical	240"	66"	.5	6	Herringbone	62"	18"	1.5	2	Internal Spur	240"	32"	.75	4	Internal Helical	20"	5"	3	1	Worms	16"	-	.75	4	Worm Wheels	90"	-	.75	4	Globoid Worm	16"	-	-	4	Globoid Worm Wheels	90"	-	-	4	Splines External	-	68"	2	1.5	Splines Internal	-	35"	2	1.5	Sprockets	240"	-	-	6	Case Hardened & Ground Gears	72"	12.5"	1	3
Type of Gear	OD max	Face	DP	CP																																																																										
Spur	240"	35"	.25	12																																																																										
Helical	240"	32"	.5	6																																																																										
Double Helical	240"	66"	.5	6																																																																										
Herringbone	62"	18"	1.5	2																																																																										
Internal Spur	240"	32"	.75	4																																																																										
Internal Helical	20"	5"	3	1																																																																										
Worms	16"	-	.75	4																																																																										
Worm Wheels	90"	-	.75	4																																																																										
Globoid Worm	16"	-	-	4																																																																										
Globoid Worm Wheels	90"	-	-	4																																																																										
Splines External	-	68"	2	1.5																																																																										
Splines Internal	-	35"	2	1.5																																																																										
Sprockets	240"	-	-	6																																																																										
Case Hardened & Ground Gears	72"	12.5"	1	3																																																																										

For your challenging gearing problems, United Industrial Group can help. Please contact us to arrange an inspection or to discuss your specific situation.

Visit our Website www.uiqcorp.com or call us at 724-746-4700 anytime, day or night.